DAB
WATER•TECHNOLOGY

KLM KLP
DKLM DKLP

IN-LINE PUMPS



KLM / KLP / DKLM / DKLP

IN-LINE PUMPS

TECHNICAL DATA

Flow rate (range): from 2 m^3/h to 84 m^3/h
Head: 23,4 m
Type of pumped liquid: clean, free from solid or abrasive substances, non-viscous, non-aggressive, non-crystallized and chemically neutral
Glycol percentage (maximum): 50%
Liquid temperature (range): from -15°C to +120°C
Maximum room temperature: +40°C
Operation pressure (maximum): 10 bar / 1000 kPa
Flanging or threading: flange DN 40, 50, 65, 80 with PN 6, 10, 16
Motor efficiency class: single phase: >=120 W IE2
Three phase: <0,75 kW IE2
>=0,75 kW up to 75 kW IE3
Motor protection class: IPX5
Motor insulation class: F
Impeller material: Technopolymer
Single phase power input: 230 V 50 Hz
Three phase power input: 3x230 V 50 Hz / 3x400 V 50 Hz
Revolution per minute: 1450 rpm for KLM - 2920 rpm for KLP
Type of installation: fixed in horizontal or vertical position with motor up
Certification: ACS

APPLICATIONS

In-line pumps designed for conditioning, heating, water recirculation in the presence of solar thermal panels (solar collectors) and for the circulation of drinkable hot water in residential building service and commercial building service. Twin version available (the version with D letter). All the pumps are ACS certified.

CONSTRUCTION FEATURES OF THE PUMP

Flanged suction and delivery ports (PN 10) with threaded holes for control pressure gauges. Compatible with PN 16 counter-flanges for replacing pumps in existing systems. Pump body and motor support in cast iron. The twin versions are equipped with a swing valve incorporated in the delivery port to avoid the recirculation of water in the not working unit. The pumps are equipped with a blind flange in the event if the maintenance of one of the two motors is required. Technopolymer impeller, silicon carbide/silicon carbide seal.

CONSTRUCTION FEATURES OF THE MOTOR

Two-pole air-cooled asynchronous motor for KLP versions, four-pole for KLM. Motor shaft in AISI 306 stainless steel mounted on ball bearings. Single-phase version with capacitor and built-in thermo-amperometric protection. The user is responsible for the protection of the three-phase version.

MATERIALS

N.	PARTS*	MATERIALS
1	PUMP BODY	CAST IRON 250 UNI ISO 185
3	SUPPORT	CAST IRON 250 UNI ISO 185
4	IMPELLER	TECHNOPOLYMER B
7	SHAFT WITH ROTOR	AISI 316 STAINLESS STEEL
16	MECHANICAL SEAL	SILICON CARBIDE / SILICON CARBIDE
26	OR RING	EPDM RUBBER

* In contact with the liquid

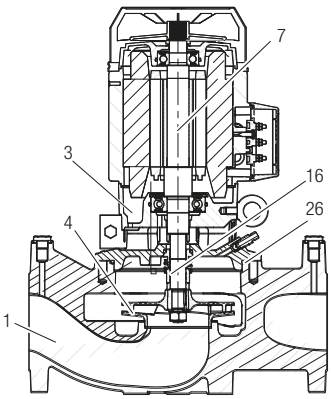

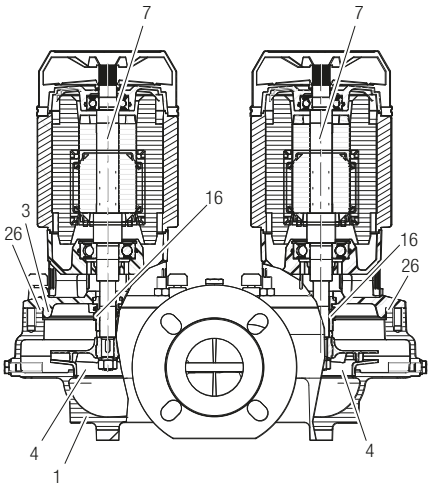

– Denomination index:
(example)

D KL P 80 / 1200 M

- Twin version
- Series
- M = 4-pole motor / P = 2-pole motor
- (DN) nominal diameter of the flanged ports
- Maximum head (cm)
- M = single-phase motor / T = three-phase motor

Installation: horizontal or vertical position, provided that the motor is always above the pump.

KLM / KLP

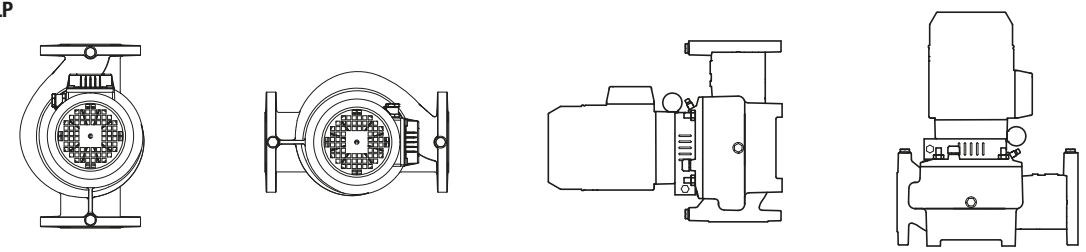

DKLM / DKLP

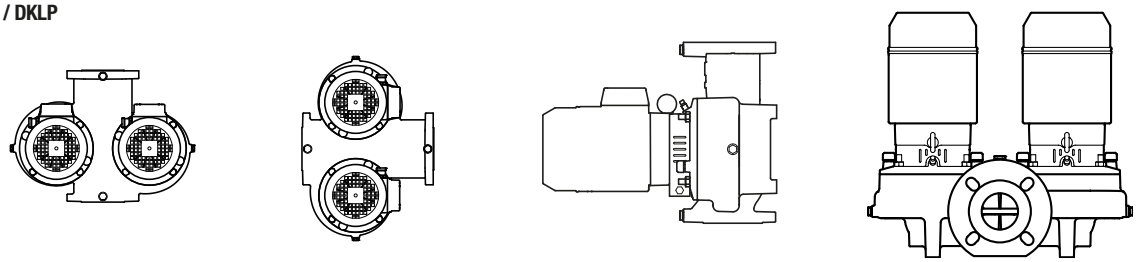

PERFORMANCE RANGE

The performance curves are based on kinematic viscosity values = 1 mm^2/s and density equal to 1000 kg/m^3. Curve tolerance according to ISO 9906.

GRAPHIC SELECTION TABLE

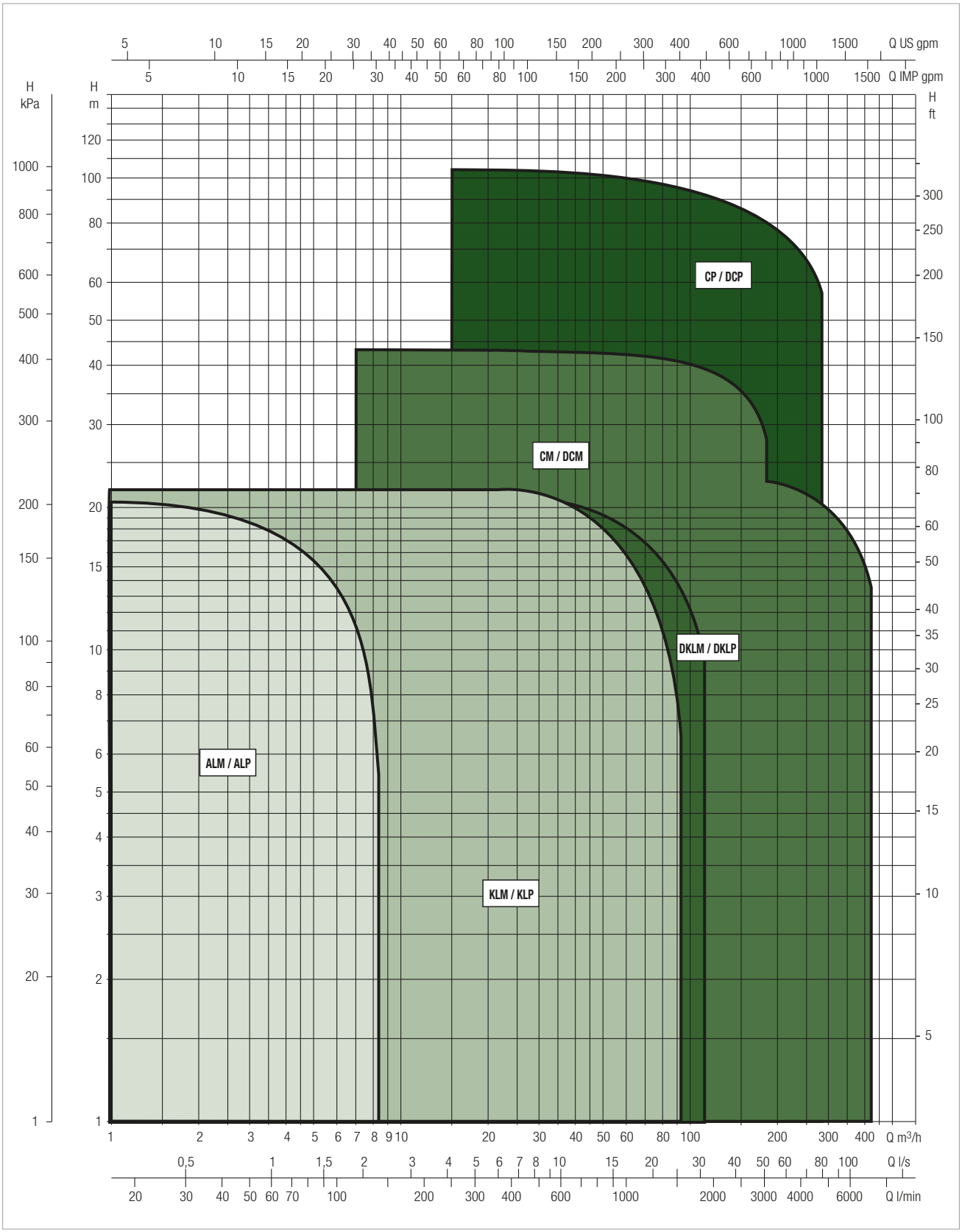

SELECTION TABLE - KLM / KLP

MODEL	Q=m³h	0	2,4	3,6	4,8	6	7,2	8,4	9,6	12	14,4	16,8	18	24	30	36	48	60
	Q=l/min	0	40	60	80	100	120	140	160	200	240	280	300	400	500	600	800	1000
KLM 40-300 M	H (m)	4,07	3,93	3,74	3,47	3,1	2,67	2,15	1,5									
KLM 40-300 T		4,07	3,93	3,74	3,47	3,1	2,67	2,15	1,5									
KLP 40-600 M		8,4	8,3	8,3	8,2	7,9	7,7	7,3	6,8	5,6	4	2,2						
KLP 40-600 T		8,3	8,2	8	7,9	7,7	7,4	7	6,6	5,4	3,8	2						
KLP 40-900 M		10,7	10,7	10,6	10,5	10,3	10	9,7	9,2	8,1	6,6	4,9	3,9					
KLP 40-900 T		10,6	10,6	10,4	10,3	10	9,7	9,3	8,8	7,6	6	4,4	3,4					
KLP 40-1200 M		14,3	13,9	13,7	13,5	13,2	12,9	12,5	12	10,8	9,2	7,1	6					
KLP 40-1200 T		13,9	13,4	13,2	13	12,6	12,3	11,8	11,3	9,9	8,2	6,2	5					
KLP 40-1600 M		16,5	16,2	15,9	15,6	15,3	14,9	14,5	14	12,9	11,3	9,3	8					
KLP 40-1600 T		16,5	16,2	15,9	15,6	15,3	14,9	14,5	14	12,9	11,3	9,3	8					
KLP 40-1800 M		18,8	18,3	18	17,6	17,2	16,7	16,2	15,6	14,1	12,4	10,3	9	2,2				
KLP 40-1800 T		18,9	18,5	18,2	17,8	17,5	17	16,6	16	14,7	13	11	9,9	2,7				

MODEL	Q=m³h	0	2,4	3,6	4,8	6	7,2	8,4	9,6	12	14,4	16,8	18	24	30	36	48	60
	Q=l/min	0	40	60	80	100	120	140	160	200	240	280	300	400	500	600	800	1000
KLM 50-300 M	H (m)	2,84	2,8	2,8	2,7	2,6	2,4	2,2	2	1,5	1							
KLM 50-300 T		3	3	2,9	2,9	2,8	2,6	2,5	2,3	1,8	1,2	0,5						
KLM 50-600 M		5,4	5,3	5,1	5	4,8	4,6	4,4	4,1	3,5	2,9	2,3	1,9					
KLM 50-600 T		5,8	5,8	5,7	5,6	5,5	5,4	5,2	5	4,5	4	3,2	2,8					
KLP 50-900 M		9,3	9,3	9,3	9,2	9	8,9	8,7	8,5	8	7,5	6,8	6,3	3,8				
KLP 50-900 T		9,3	9,3	9,3	9,2	9	8,9	8,7	8,5	8	7,5	6,8	6,3	3,8				
KLP 50-1200 M		12,2	12,2	12,2	12,1	12	11,9	11,73	11,5	11	10,3	9,5	9,1	6,6	3,8			
KLP 50-1200 T		12,2	12,2	12,2	12,1	12	11,9	11,73	11,5	11	10,3	9,5	9,1	6,6	3,8			
KLP 50-1600 M		16,8	16,7	16,7	16,6	16,5	16,3	16,1	16	15,5	15	14,3	13,9	11,4	8,4	5,1		
KLP 50-1600 T		16,2	16	15,9	15,8	15,6	15,5	15,3	15,1	14,6	13,9	13	12,6	10	7,1	3,9		
KLP 50-2000 M		23,4	23,3	23,3	23,2	23,2	23,1	22,9	22,8	22,3	21,7	21	20,6	18,2	15,3	12		
KLP 50-2000 T		23,4	23,3	23,3	23,2	23,2	23,1	22,9	22,8	22,3	21,7	21	20,6	18,2	15,3	12		

MODEL	Q=m³h	0	2,4	3,6	4,8	6	7,2	8,4	9,6	12	14,4	16,8	18	24	30	36	48	60
	Q=l/min	0	40	60	80	100	120	140	160	200	240	280	300	400	500	600	800	1000
KLM 65-300 T	H (m)	3,1	3	3	3	3	2,9	2,9	2,8	2,5	2,2	1,7	1,5					
KLM 65-600 T		5,1	5,1	5,1	5,1	5	5	4,9	4,8	4,5	4,2	3,8	3,6	2,1				
KLP 65-900 T		9,3	9,4	9,4	9,4	9,4	9,4	9,4	9,3	9,2	9,1	8,9	8,7	7,7	6	3,6		
KLP 65-1200 T		12,3	12,3	12,3	12,3	12,3	12,2	12,2	12,2	12,2	12,1	12	12	11	9,2	6,8		
KLP 65-1600 T		17,2	17,2	17,2	17,2	17,2	17,2	17,2	17,2	17,2	17,2	17	16,9	15,8	14,1	11,9	6,3	
KLP 65-2000 T		20,6	20,7	20,7	20,7	20,7	20,7	20,6	20,6	20,5	20,3	20	19,8	18,8	17,2	15,1	9,7	

MODEL	Q=m³h	0	2,4	3,6	4,8	6	7,2	8,4	9,6	12	14,4	16,8	18	24	30	36	48	60	72	84
	Q=l/min	0	40	60	80	100	120	140	160	200	240	280	300	400	500	600	800	1000	1200	1400
KLM 80-300 T	H (m)	3,1	3,1	3,1	3,1	3,1	3,1	3,1	3,1	3,1	3	3	3	2,5	2	1,1				
KLM 80-600 T		5,6	5,7	5,7	5,8	5,8	5,8	5,8	5,8	5,8	5,8	5,7	5,7	5,4	5	4,3	2,4			
KLP 80-900 T		8,8	8,8	8,8	8,8	8,8	8,8	8,8	8,7	8,7	8,7	8,6	8,6	8,4	8	7,5	6	3,6		
KLP 80-1200 T		11,8	11,7	11,7	11,7	11,7	11,7	11,7	11,7	11,6	11,6	11,6	11,6	11,5	11,3	11	9,8	7,4	4,2	
KLP 80-1600 T		16,2	16,2	16,2	16,3	16,3	16,3	16,3	16,3	16,3	16,3	16,3	16,3	16,2	16	15,5	14	11,5	8,7	5,3
KLP 80-2000 T		20,8	20,9	20,9	21	21	21	21	21	21,1	21,1	21,1	21,1	21,1	21	20,6	19,3	17,4	14,8	11,7

SELECTION TABLE - DKLM / DKLP

MODEL	Q=m³h	0	2,4	3,6	4,8	6	7,2	8,4	9,6	12	14,4	16,8	18	24	30	36	48	60
	Q=l/min	0	40	60	80	100	120	140	160	200	240	280	300	400	500	600	800	1000
DKLM 40-300 M	H (m)	3,6	3,4	3,2	2,9	2,6	2,1	1,6	1									
DKLM 40-300 T		3,6	3,4	3,2	2,9	2,6	2,1	1,6	1									
DKLP 40-600 M		8,3	8	7,8	7,5	7,1	6,6	6	5,4	3,9	1,9							
DKLP 40-600 T		8,3	8	7,8	7,5	7,1	6,6	6	5,4	3,9	1,9							
DKLP 40-900 M		10,6	10,5	10,2	10	9,7	9,2	8,7	8	6,4	4,5	2,5						
DKLP 40-900 T		10,6	10,5	10,2	10	9,7	9,2	8,7	8	6,4	4,5	2,5						
DKLP 40-1200 M		14,3	13,9	13,6	13,2	12,8	12,3	11,8	11,1	9,4	7,5	5,3	4,1					
DKLP 40-1200 T		14,3	13,9	13,6	13,2	12,8	12,3	11,8	11,1	9,4	7,5	5,3	4,1					
DKLP 40-1600 M		16,5	16,2	16	15,6	15,2	14,7	14,1	13,5	11,9	9,8	7,5	6,1					
DKLP 40-1600 T		16,5	16,2	16	15,6	15,2	14,7	14,1	13,5	11,9	9,8	7,5	6,1					
DKLP 40-1800 M		19,1	18,6	18,2	17,8	17,3	16,7	16,1	15,4	13,6	11,5	9,1	7,7					
DKLP 40-1800 T		19,1	18,6	18,2	17,8	17,3	16,7	16,1	15,4	13,6	11,5	9,1	7,7					

MODEL	Q=m³h	0	2,4	3,6	4,8	6	7,2	8,4	9,6	12	14,4	16,8	18	24	30	36	48	60
	Q=l/min	0	40	60	80	100	120	140	160	200	240	280	300	400	500	600	800	1000
DKLM 50-300 M	H (m)	3	2,9	2,8	2,6	2,5	2,3	2	1,8	1,2	0,5							
DKLM 50-300 T		3	2,9	2,8	2,6	2,5	2,3	2	1,8	1,2	0,5							
DKLM 50-600 M		5,7	5,5	5,4	5,3	5,1	4,9	4,6	4,2	3,6	2,9	2	1,6					
DKLM 50-600 T		5,7	5,5	5,4	5,3	5,1	4,9	4,6	4,2	3,6	2,9	2	1,6					
DKLP 50-900 M		9,5	9,3	9,2	9	8,8	8,6	8,3	8	7,4	6,6	5,7	5,2	2,4				
DKLP 50-900 T		9,5	9,3	9,2	9	8,8	8,6	8,3	8	7,4	6,6	5,7	5,2	2,4				
DKLP 50-1200 M		12,3	12	11,9	11,7	11,5	11,3	11	10,8	10,1	9,3	8,4	7,9	5				
DKLP 50-1200 T		12,3	12	11,9	11,7	11,5	11,3	11	10,8	10,1	9,3	8,4	7,9	5				
DKLP 50-1600 M		16,1	15,8	16,5	15,3	15	14,8	14,5	14,1	13,3	12,4	11,4	10,8	7,6	3,6			
DKLP 50-1600 T		16,1	15,8	16,5	15,3	15	14,8	14,5	14,1	13,3	12,4	11,4	10,8	7,6	3,6			
DKLP 50-2000 M		23,2	23	22,8	22,6	22,3	22	21,6	21,3	20,4	19,5	18,5	17,9	14,8	11,2	7		
DKLP 50-2000 T		23,2	23	22,8	22,6	22,3	22	21,6	21,3	20,4	19,5	18,5	17,9	14,8	11,2	7		

MODEL	Q=m³h	0	2,4	3,6	4,8	6	7,2	8,4	9,6	12	14,4	16,8	18	24	30	36	48	60	72	84
	Q=l/min	0	40	60	80	100	120	140	160	200	240	280	300	400	500	600	800	1000	1200	1400
DKLM 65-300 T	H (m)	3,2	3,1	3,1	3,1	3,1	3	3	2,9	2,6	2,3	2	1,7							
DKLM 65-600 T		5,1	5,1	5,1	5	5	4,8	4,7	4,5	4,2	3,8	3,3	3,1	1,7						
DKLP 65-900 T		9,5	9,5	9,5	9,5	9,4	9,4	9,3	9,2	9,1	8,9	8,6	8,4	7,3	5,6	3,5				
DKLP 65-1200 T		12,4	12,3	12,3	12,2	12,1	12,1	12	12	11,9	11,7	11,5	11,4	10,2	8,3	6				
DKLP 65-1600 T		17	16,9	16,9	16,9	16,8	16,7	16,6	16,6	16,4	16,2	16	15,8	14,6	12,7	10,4	5,1			
DKLP 65-2000 T		20,4	20,2	20,1	20	20	20	19,9	19,8	19,7	19,4	19,1	19	17,5	15,5	13	7,8			

MODEL	Q=m³h	0	2,4	3,6	4,8	6	7,2	8,4	9,6	12	14,4	16,8	18	24	30	36	48	60	72	84	96	108
	Q=l/min	0	40	60	80	100	120	140	160	200	240	280	300	400	500	600	800	1000	1200	1400	1600	1800
DKLM 80-300 T	H (m)	3,5	3,5	3,4	3,4	3,4	3,3	3,3	3,2	3,1	3	2,8	2,7	2,2	1,5							
DKLM 80-600 T		5,6	5,6	5,6	5,6	5,6	5,6	5,5	5,5	5,4	5,3	5,2	5	4,6	3,9	3,1						
DKLP 80-900 T		8,9	8,8	8,8	8,7	8,7	8,6	8,5	8,5	8,3	8,2	8	7,9	7,3	6,6	5,7	3,4					
DKLP 80-1200 T		11,9	11,8	11,8	11,8	11,7	11,7	11,6	11,6	11,5	11,3	11,2	11,1	10,5	9,7	8,8	4,5	3,9				
DKLP 80-1600 T		16,3	16,2	16,2	16,1	16	16	15,9	15,8	15,6	15,5	15,3	15,2	14,9	14,4	13,7	11,6	8,7	5,1			
DKLP 80-2000 T		20,3	20,3	20,3	20,3	20,3	20,3	20,3	20,3	20,3	20,2	20,2	20,1	19,9	19,4	18,8	16,8	13,9	10,4			

DAB PUMPS reserves the right to make modifications without notice.

KLM / KLP 40 - IN-LINE PUMPS

Pumped liquid temperature range: from -15 °C to +120 °C - Maximum ambient temperature: +40 °C

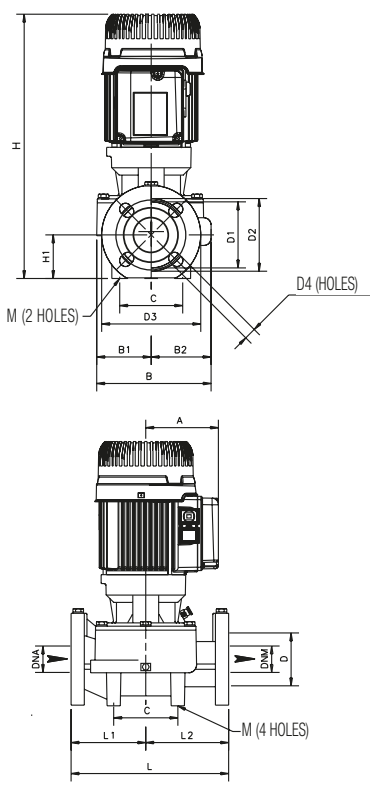

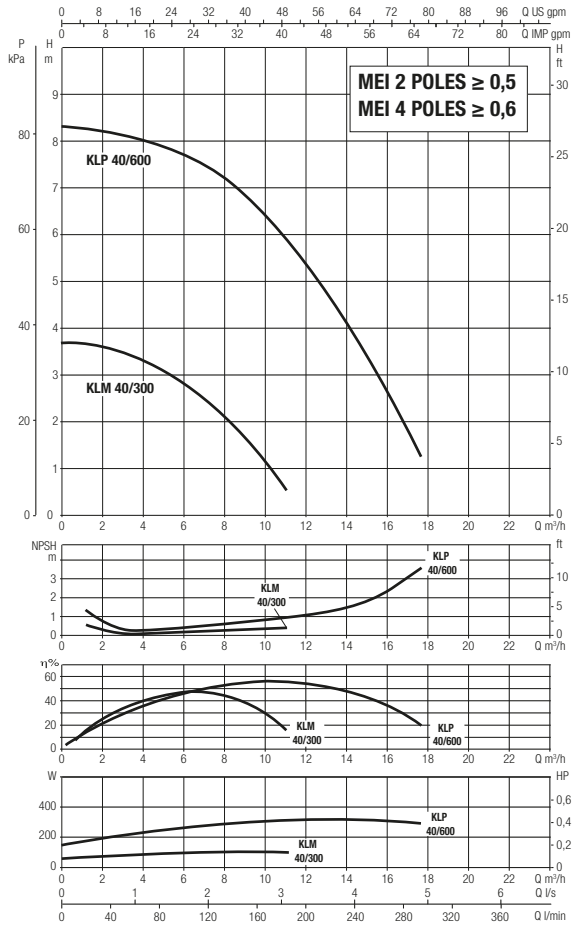

The performance curves are based on kinematic viscosity values = 1 mm²/s and density equal to 1000 kg/m³. Curve tolerance according to ISO 9906.

MODEL	CENTRE DISTANCE	PUMP CONNECTIONS	ELECTRICAL DATA								
			POWER INPUT 50 Hz	POLES	n r.p.m.	P1 MAX kW	P2 NOMINAL		In A	CAPACITOR	
							kW	HP		µF	Vc
KLM 40-300 M	250	DN 40	1 x 220 - 240 V ~	4	1420	0,2	0,1	0,14	1,12	8	450
KLM 40-300 T	250	DN 40	3 x 230 - 400 V ~	4	1466	0,16	0,1	0,14	1,04-0,6	-	-
KLP 40-600 M	250	DN 40	1 x 220 - 240 V ~	2	2937	0,5	0,75	1	2,5	20	450
KLP 40-600 T	250	DN 40	3 x 230 - 400 V ~	2	2898	0,49	0,3	0,41	2,13-1,23	-	-

MODEL	A	B	B1	B2	C	DNA	DNM	D	D1	D2	D3	D4	H	H1	L	L1	L2	M	PACKING DIMENSIONS			VOLUME (m³)	WEIGHT Kg
																			L/A	L/B	H		
KLM 40/300 M	110	179	82	97	100	40	40	80	100	110	150	4 HOLES 18x23	396	66	250	125	125	2 HOLES 10	470	280	330	0,043	21,1
KLM 40/300 T	110	179	82	97	100	40	40	80	100	110	150		396	66	250	125	125		470	280	330	0,043	20,1
KLP 40/600 M-T	110	179	82	97	100	40	40	80	100	110	150		396	66	250	125	125		470	280	330	0,043	22,5

KLM / KLP 40 - IN-LINE PUMPS

Pumped liquid temperature range: from -15 °C to +120 °C - Maximum ambient temperature: +40 °C

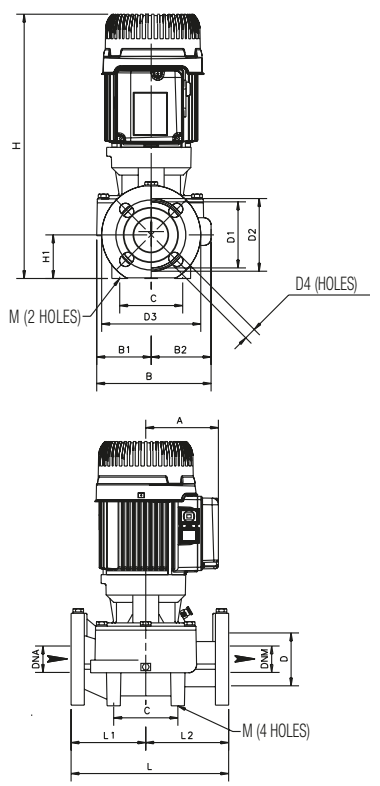

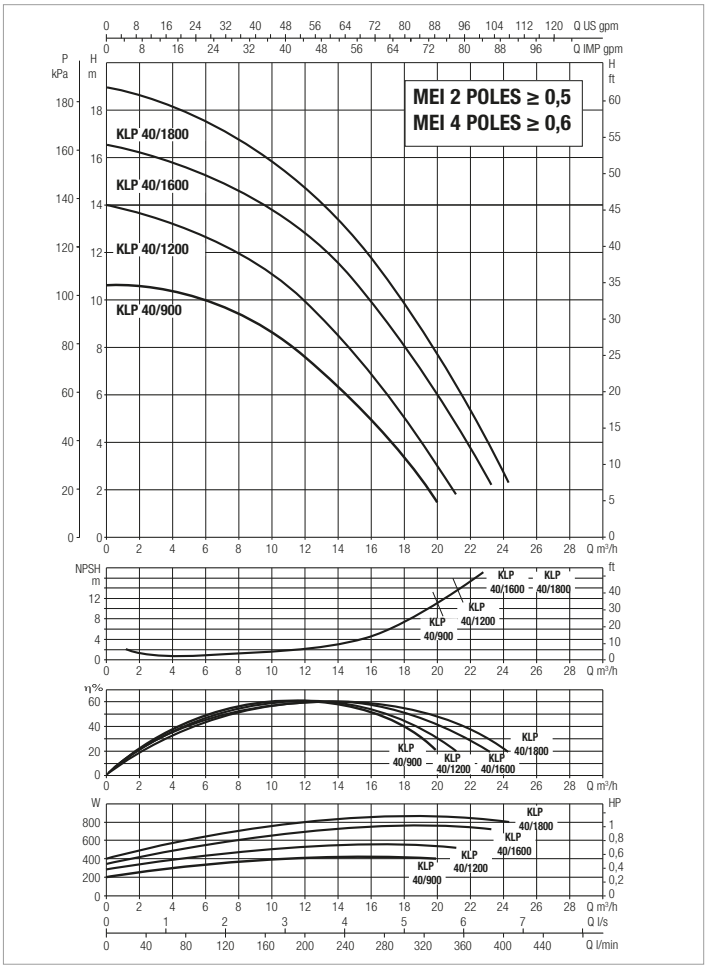

The performance curves are based on kinematic viscosity values = 1 mm²/s and density equal to 1000 kg/m³. Curve tolerance according to ISO 9906.

MODEL	CENTRE DISTANCE	PUMP CONNECTIONS	ELECTRICAL DATA									
			POWER INPUT 50 Hz	POLES	MOTOR TYPE	n r.p.m.	P1 MAX kW	P2 NOMINAL		In A	CAPACITOR	
								kW	HP		µF	Vc
KLP 40-900 M	250	DN 40	1 x 220 - 240 V ~	2	-	2913	0,6	0,75	1	3,75	20	450
KLP 40-900 T	250	DN 40	3 x 230 - 400 V ~	2	-	2851	0,63	0,41	0,56	2,37-1,37	-	-
KLP 40-1200 M	250	DN 40	1 x 220 - 240 V ~	2	-	2873	0,79	0,75	1	3,6	20	450
KLP 40-1200 T	250	DN 40	3 x 230 - 400 V ~	2	-	2776	0,82	0,54	0,73	2,70-1,56	-	-
KLP 40-1600 M	250	DN 40	1 x 220 - 240 V ~	2	-	2812	0,91	0,75	1	4,1	20	450
KLP 40-1600 T	250	DN 40	3 x 230 - 400 V ~	2	IE3	2840	0,96	0,75	1,01	3,44-1,91	-	-
KLP 40-1800 M	250	DN 40	1 x 220 - 240 V ~	2	-	2812	1	0,75	1	4,4	20	450
KLP 40-1800 T	250	DN 40	3 x 230 - 400 V ~	2	IE3	2841	1,09	0,85	1,15	3,29-1,88	-	-

MODEL	A	B	B1	B2	C	DNA	DNM	D	D1	D2	D3	D4	H	H1	L	L1	L2	M	PACKING DIMENSIONS			VOLUME (m³)	WEIGHT Kg
																			L/A	L/B	H		
KLP 40-900 M-T	110	179	82	97	100	40	40	80	100	110	150	4 HOLES 18x23	396	66	250	125	125	2 HOLES 10	470	280	330	0,043	22,5
KLP 40-1200 M-T	110	179	82	97	100	40	40	80	100	110	150		396	66	250	125	125		470	280	330	0,043	23,2
KLP 40-1600 M-T	110	179	82	97	100	40	40	80	100	110	150		396	66	250	125	125		470	280	330	0,043	23,5
KLP 40-1800 M-T	110	179	82	97	100	40	40	80	100	110	150		396	66	250	125	125		470	280	330	0,043	24,5

KLM / KLP 50 - IN-LINE PUMPS

Pumped liquid temperature range: from -15 °C to +120 °C - Maximum ambient temperature: +40 °C

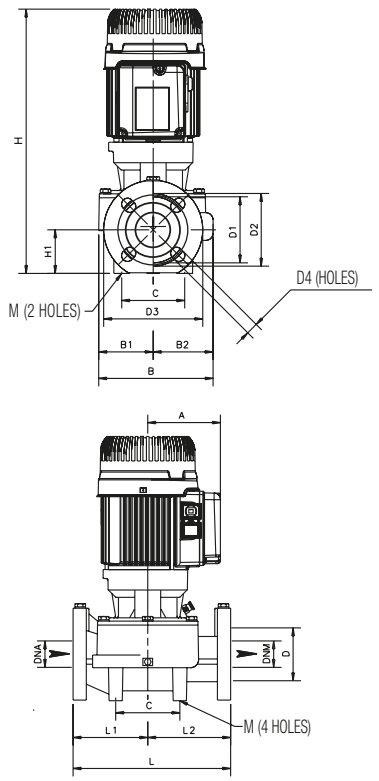

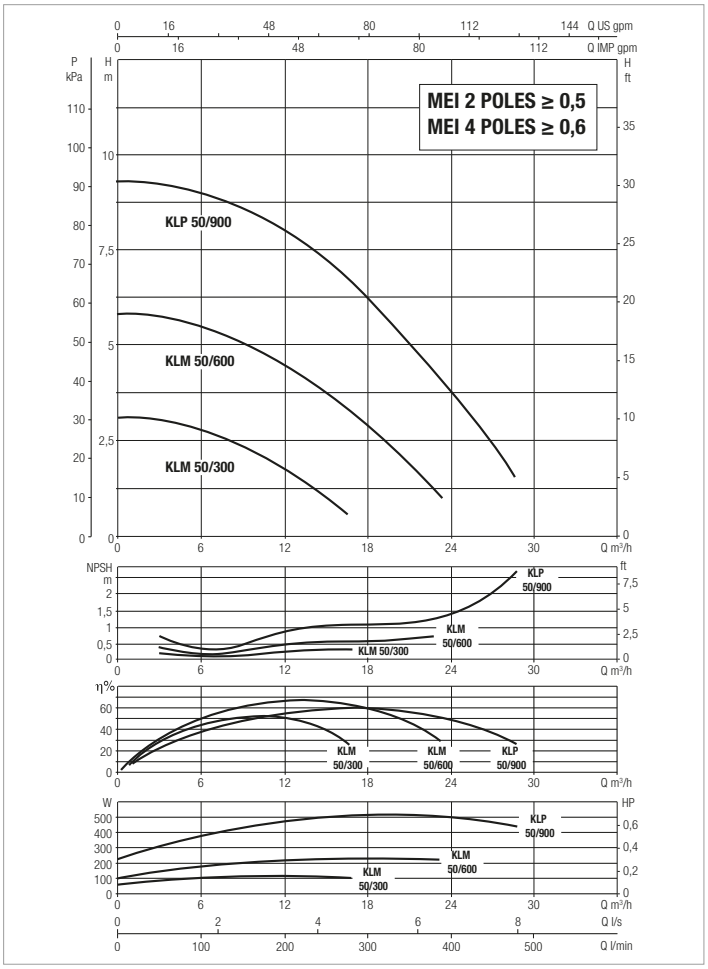

The performance curves are based on kinematic viscosity values = 1 mm²/s and density equal to 1000 kg/m³. Curve tolerance according to ISO 9906.

MODEL	CENTRE DISTANCE	PUMP CONNECTIONS	ELECTRICAL DATA									
			POWER INPUT 50Hz	POLES	MOTOR TYPE	n r.p.m.	P1 MAX kW	P2 NOMINAL		In A	CAPACITOR	
								kW	HP		µF	Vc
KLM 50-300 M	280	DN 50	1 x 220 - 240 V ~	4	-	1410	0,21	0,11	0,15	1,1	8	450
KLM 50-300 T	280	DN 50	3 x 230 - 400 V ~	4	-	1463	0,17	0,11	0,15	1,02-0,59	-	-
KLM 50-600 M	280	DN 50	1 x 220 - 240 V ~	4	-	1275	0,34	0,22	0,3	1,55	8	450
KLM 50-600 T	280	DN 50	3 x 230 - 400 V ~	4	-	1399	0,34	0,22	0,3	1,28-0,74	-	-
KLP 50-900 M	280	DN 50	1 x 220 - 240 V ~	2	-	2898	0,75	0,75	1	3,4	20	450
KLP 50-900 T	280	DN 50	3 x 230 - 400 V ~	2	IE3	2897	0,67	0,51	0,69	3,39-1,96	-	-

MODEL	A	B	B1	B2	C	DNA	DNM	D	D1	D2	D3	D4	H	H1	L	L1	L2	M	PACKING DIMENSIONS			VOLUME (m³)	WEIGHT Kg
																			L/A	L/B	H		
KLM 50-300 M-T	110	204	94	110	100	50	50	90	110	125	165	4 HOLES 18x25,5	414	73	280	140	170	2 HOLES 10	470	280	330	0,043	24,2
KLM 50-600 M-T	110	204	94	110	100	50	50	90	110	125	165		414	73	280	140	170		470	280	330	0,043	24,6
KLP 50-900 M-T	110	204	94	110	100	50	50	90	110	125	165		414	73	280	140	170		470	280	330	0,043	26,5

KLM / KLP 50 - IN-LINE PUMPS

Pumped liquid temperature range: from -15 °C to +120 °C - Maximum ambient temperature: +40 °C

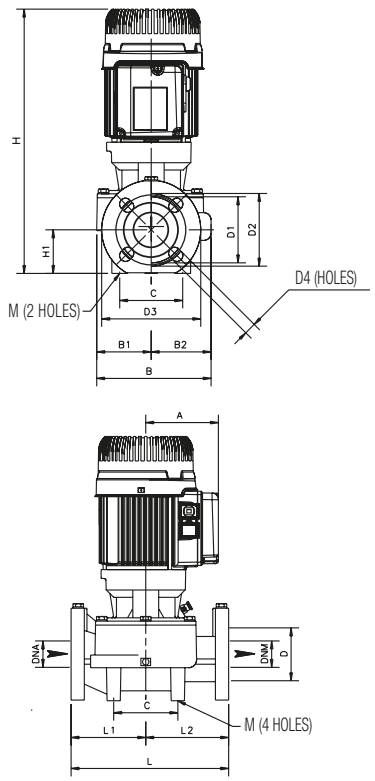

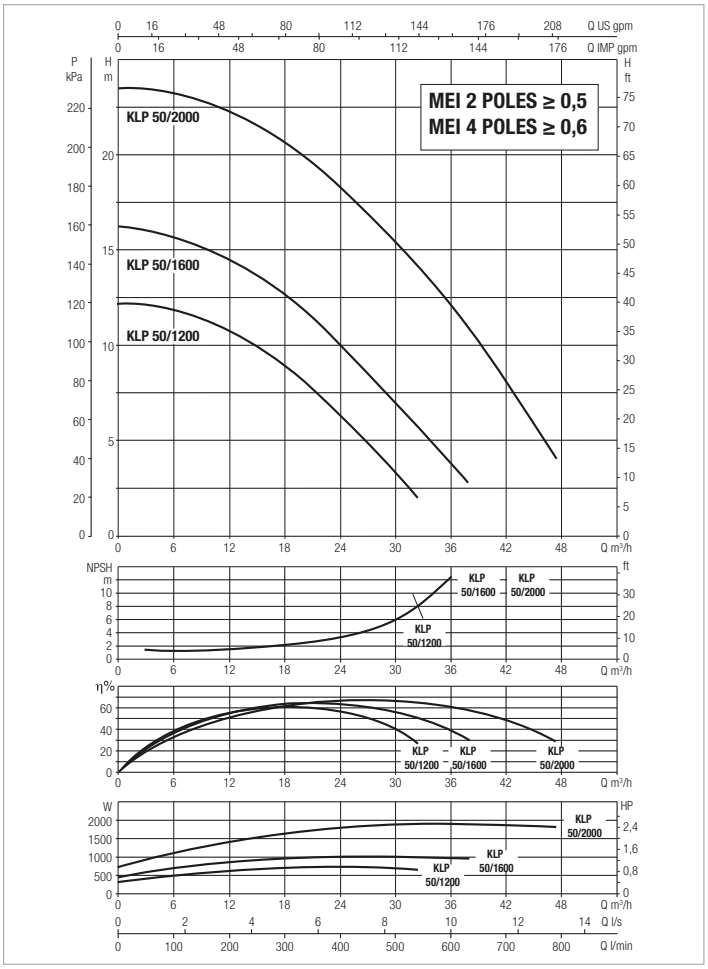

The performance curves are based on kinematic viscosity values = 1 mm²/s and density equal to 1000 kg/m³. Curve tolerance according to ISO 9906.

MODEL	CENTRE DISTANCE	PUMP CONNECTIONS	ELECTRICAL DATA									
			POWER INPUT 50 Hz	POLES	MOTOR TYPE	n r.p.m.	P1 MAX kW	P2 NOMINAL		In A	CAPACITOR	
								kW	HP		µF	Vc
KLP 50-1200 M	280	DN 50	1 x 220 - 240 V ~	2	-	2840	0,99	0,75	1	4,3	20	450
KLP 50-1200 T	280	DN 50	3 x 230 - 400 V ~	2	IE3	2842	0,92	0,72	0,97	3,72-2,15	-	-
KLP 50-1600 M	280	DN 50	1 x 220 - 240 V ~	2	-	2844	1,56	1,01	1,37	7,15	40	450
KLP 50-1600 T	280	DN 50	3 x 230 - 400 V ~	2	IE3	2746	1,32	1,01	1,38	4,05-2,32	-	-
KLP 50-2000 M	280	DN 50	1 x 220 - 240 V ~	2	-	2754	2,43	1,83	2,49	11,06	40	450
KLP 50-2000 T	280	DN 50	3 x 230 - 400 V ~	2	IE3	2832	2,34	1,83	2,49	6,77-3,9	-	-

MODEL	A	B	B1	B2	C	DNA	DNM	D	D1	D2	D3	D4	H	H1	L	L1	L2	M	PACKING DIMENSIONS			VOLUME (m³)	WEIGHT Kg
																			L/A	L/B	H		
KLP 50-1200 M-T	110	204	94	110	100	50	50	90	110	125	165	4 HOLES 18x25,5	414	73	280	140	170	2 HOLES 10	470	280	330	0,043	26,6
KLP 50-1600 M-T	110	204	94	110	100	50	50	90	110	125	165		414	73	280	140	170		470	280	330	0,043	26,7
KLP 50-2000 M-T	115	204	94	110	100	50	50	90	110	125	165		423	73	280	140	170		510	310	470	0,074	33

KLM / KLP 65 - IN-LINE PUMPS

Pumped liquid temperature range: from -15 °C to +120 °C - Maximum ambient temperature: +40 °C

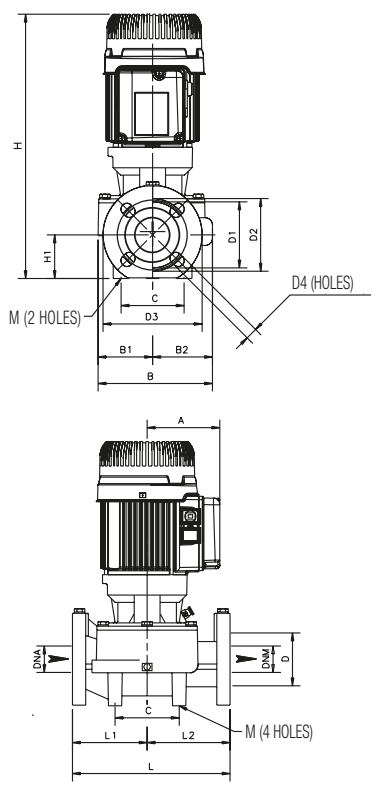

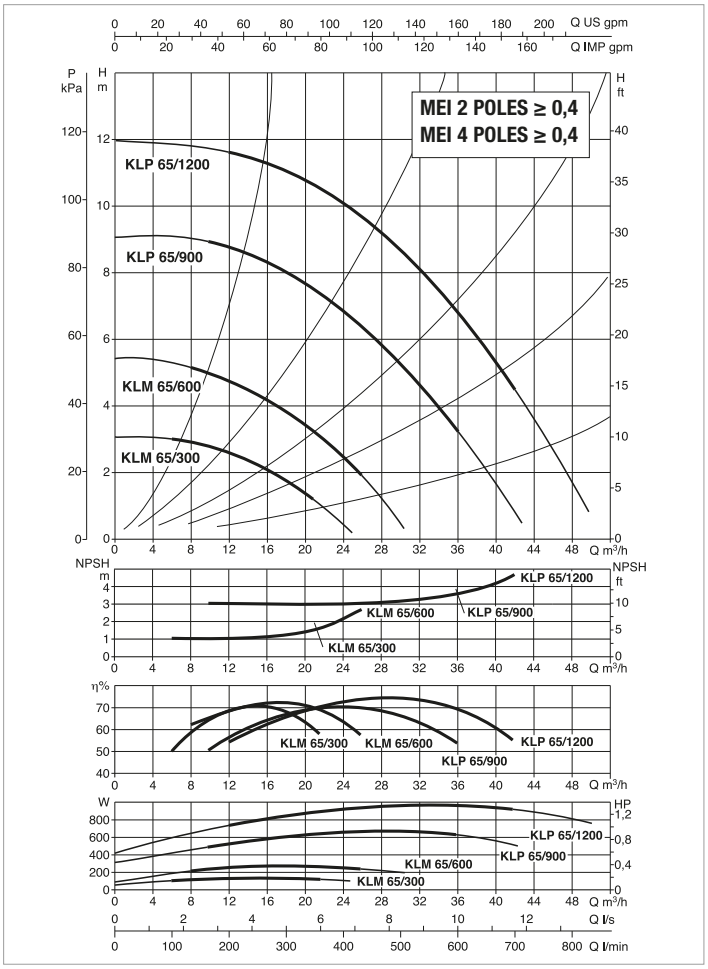

The performance curves are based on kinematic viscosity values = 1 mm²/s and density equal to 1000 kg/m³. Curve tolerance according to ISO 9906.

MODEL	CENTRE DISTANCE	PUMP CONNECTIONS	ELECTRICAL DATA							
			POWER INPUT 50 Hz	POLES	MOTOR TYPE	n r.p.m.	P1 MAX kW	P2 NOMINAL		In A
								kW	HP	
KLM 65-300 T	340	DN 65	3 x 230 - 400 V ~	4	-	1445	0,22	0,15	0,2	1,07-0,62
KLM 65-600 T	340	DN 65	3 x 230 - 400 V ~	4	-	1391	0,36	0,24	0,33	1,30-0,75
KLP 65-900 T	340	DN 65	3 x 230 - 400 V ~	2	IE3	2937	0,99	0,8	1,09	5,05-2,92

MODEL	A	B	B1	B2	C	DNA	DNM	D	D1	D2	D3	D4	H	H1	L	L1	L2	M	PACKING DIMENSIONS			VOLUME (m³)	WEIGHT Kg
																			L/A	L/B	H		
KLM 65-300 T	110	228	99	129	100	65	65	110	130	145	185	4 HOLES 18x25,5	433	82	340	170	170	2 HOLES 12	510	310	470	0,074	29,3
KLM 65-600 T	110	228	99	129	100	65	65	110	130	145	185		433	82	340	170	170		510	310	470	0,074	29,5
KLP 65-900 T	114	228	99	129	100	65	65	110	130	145	185		433	82	340	170	170		510	310	470	0,074	35

KLM / KLP 65 - IN-LINE PUMPS

Pumped liquid temperature range: from -15 °C to +120 °C - Maximum ambient temperature: +40 °C

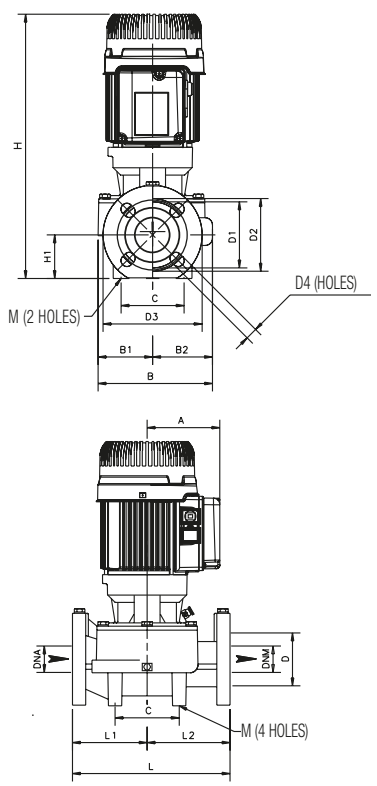

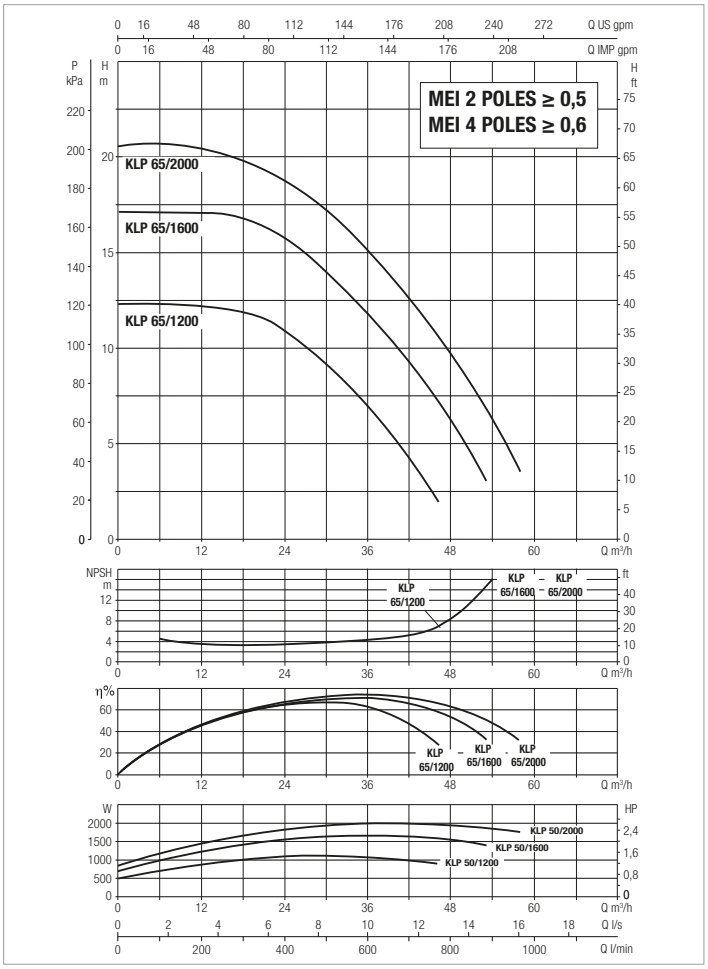

The performance curves are based on kinematic viscosity values = 1 mm²/s and density equal to 1000 kg/m³. Curve tolerance according to ISO 9906.

MODEL	CENTRE DISTANCE	PUMP CONNECTIONS	ELECTRICAL DATA							
			POWER INPUT 50 Hz	POLES	MOTOR TYPE	n r.p.m.	P1 MAX kW	P2 NOMINAL		In A
								kW	HP	
KLP 65-1200 T	340	DN 65	3 x 230 - 400 V ~	2	IE3	2910	1,34	1,12	1,52	5,64-3,26
KLP 65-1600 T	340	DN 65	3 x 230 - 400 V ~	2	IE3	2863	1,99	1,65	2,25	6,49-3,75
KLP 65-2000 T	340	DN 65	3 x 230 - 400 V ~	2	IE3	2828	2,51	2	2,72	7,7-4,5

MODEL	A	B	B1	B2	C	DNA	DNM	D	D1	D2	D3	D4	H	H1	L	L1	L2	M	PACKING DIMENSIONS			VOLUME (m^3)	WEIGHT Kg
																			L/A	L/B	H		
KLP 65-1200 T	114	228	99	129	100	65	65	110	130	145	185	4 HOLES 18x25,5	433	82	340	170	170	2 HOLES 10	510	310	470	0,074	35,1
KLP 65-1600 T	114	228	99	129	100	65	65	110	130	145	185		433	82	340	170	170		510	310	470	0,074	35,2
KLP 65-2000 T	118	228	99	129	100	65	65	110	130	145	185		517	82	340	170	170		520	290	700	0,104	38,2

KLM / KLP 80 - IN-LINE PUMPS

Pumped liquid temperature range: from -15 °C to +120 °C - Maximum ambient temperature: +40 °C

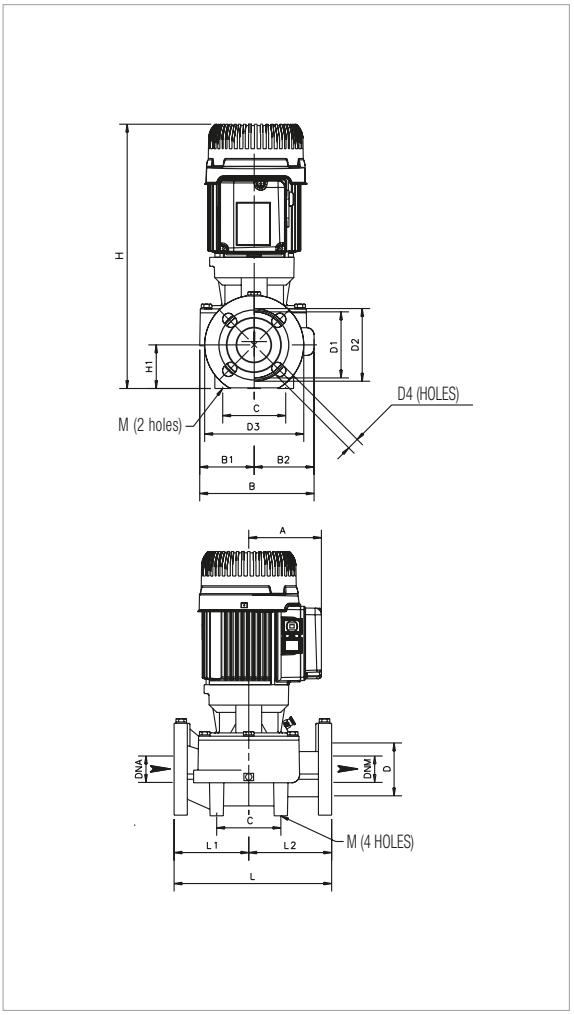

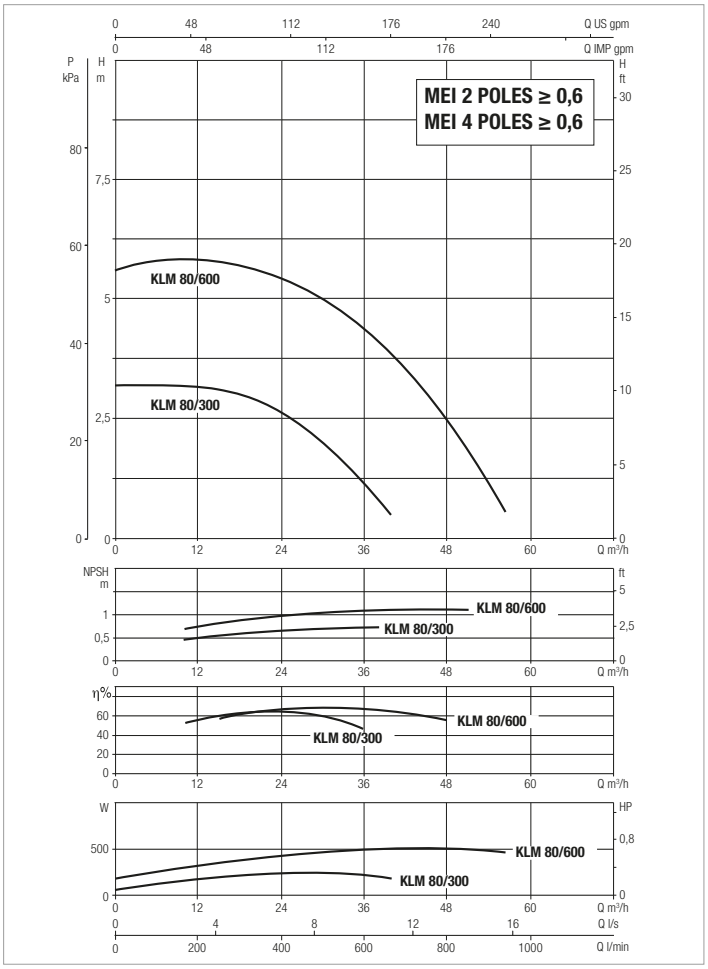

The performance curves are based on kinematic viscosity values = 1 mm²/s and density equal to 1000 kg/m³. Curve tolerance according to ISO 9906.

MODEL	CENTRE DISTANCE	PUMP CONNECTIONS	ELECTRICAL DATA							
			POWER INPUT 50 Hz	POLES	MOTOR TYPE	n r.p.m.	P1 MAX kW	P2 NOMINAL		In A
								kW	HP	
KLM 80-300 T	360	DN 80	3 x 230 - 400 V ~	4	-	1460	0,36	0,25	0,33	1,2-0,7
KLM 80-600 T	360	DN 80	3 x 230 - 400 V ~	4	IE3	1400	0,75	0,75	1	2,8-1,6

MODEL	A	B	B1	B2	C	DNA	DNM	D	D1	D2	D3	D4	H	H1	L	L1	L2	M	PACKING DIMENSIONS			VOLUME (m^3)	WEIGHT Kg
																			L/A	L/B	H		
KLM 80-300 T	110	229	99	130	115	80	80	128	150	160	200	4 HOLES 18x23	453	97	360	190	170	2 HOLES 12	510	310	470	0,074	32,5
KLM 80-600 T	110	229	99	130	115	80	80	128	150	160	200		453	97	360	190	170		510	310	470	0,074	36,7

KLM / KLP 80 - IN-LINE PUMPS

Pumped liquid temperature range: from -15 °C to +120 °C - Maximum ambient temperature: +40 °C

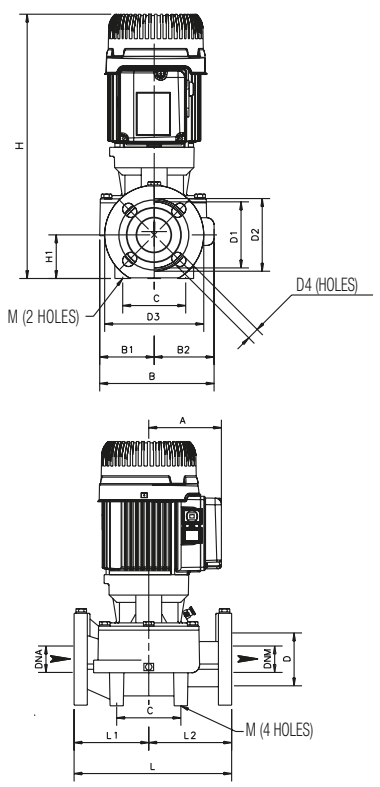

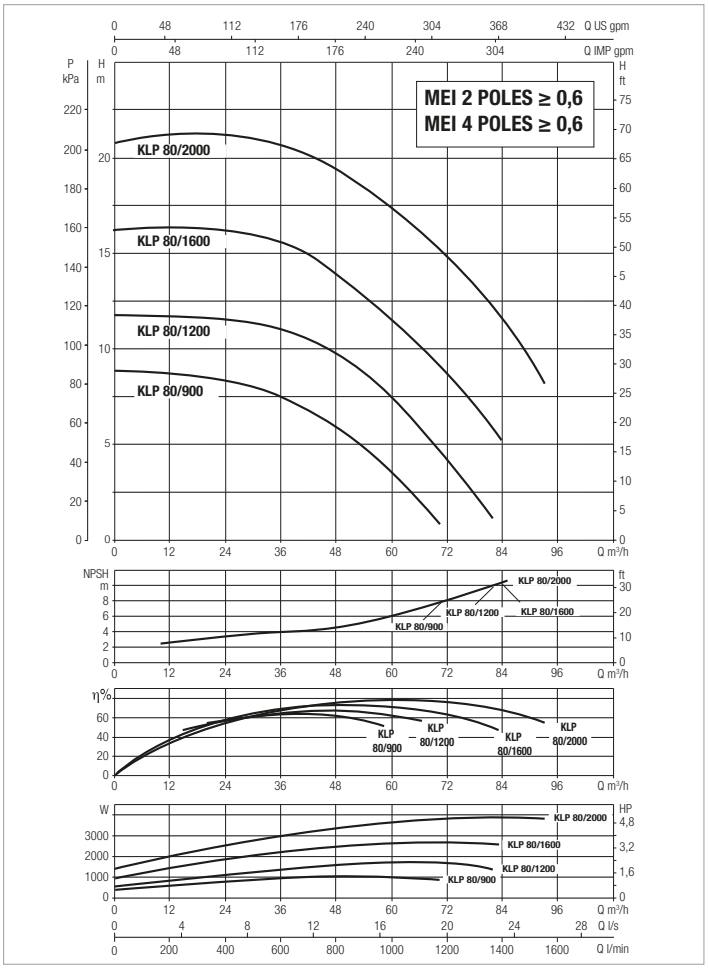

The performance curves are based on kinematic viscosity values = 1 mm²/s and density equal to 1000 kg/m³. Curve tolerance according to ISO 9906.

MODEL	CENTRE DISTANCE	PUMP CONNECTIONS	ELECTRICAL DATA							
			POWER INPUT 50 Hz	POLES	MOTOR TYPE	n r.p.m.	P1 MAX kW	P2 NOMINAL		In A
								kW	HP	
KLP 80-900 T	360	DN 80	3 x 230 - 400 V ~	2	IE3	2920	1,4	1,84	2,5	5,2-3,51
KLP 80-1200 T	360	DN 80	3 x 230 - 400 V ~	2	IE3	2840	2,1	1,84	2,5	6,6-4,31
KLP 80-1600 T	360	DN 80	3 x 230 - 400 V ~	2	IE3	2796	3,2	2,55	3,5	10,28-5,94
KLP 80-2000 T	360	DN 80	3 x 230 - 400 V ~	2	IE3	2868	4,72	3,67	5	14,9-8,42

MODEL	A	B	B1	B2	C	DNA	DNM	D	D1	D2	D3	D4	H	H1	L	L1	L2	M	PACKING DIMENSIONS			VOLUME (m^3)	WEIGHT Kg
																			L/A	L/B	H		
KLP 80-900 T	118	229	99	130	115	80	80	128	150	160	200	4 HOLES 18x23	537	97	360	190	170	2 HOLES 12	520	290	700	0,104	40
KLP 80-1200 T	118	229	99	130	115	80	80	128	150	160	200		537	97	360	190	170		520	290	700	0,104	41
KLP 80-1600 T	118	229	99	130	115	80	80	128	150	160	200		537	97	360	190	170		520	290	700	0,104	42
KLP 80-2000 T	135	229	99	130	115	80	80	128	150	160	200		526	97	360	190	170		520	290	700	0,104	48

DKLM / DKLP40 - IN-LINE PUMPS

Pumped liquid temperature range: from -15 °C to +120 °C - Maximum ambient temperature: +40 °C

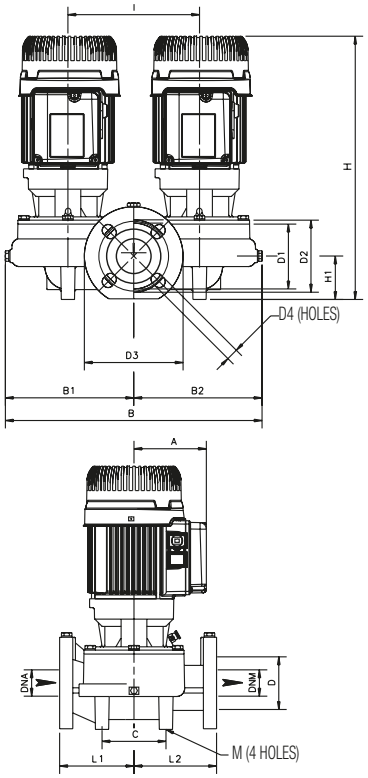

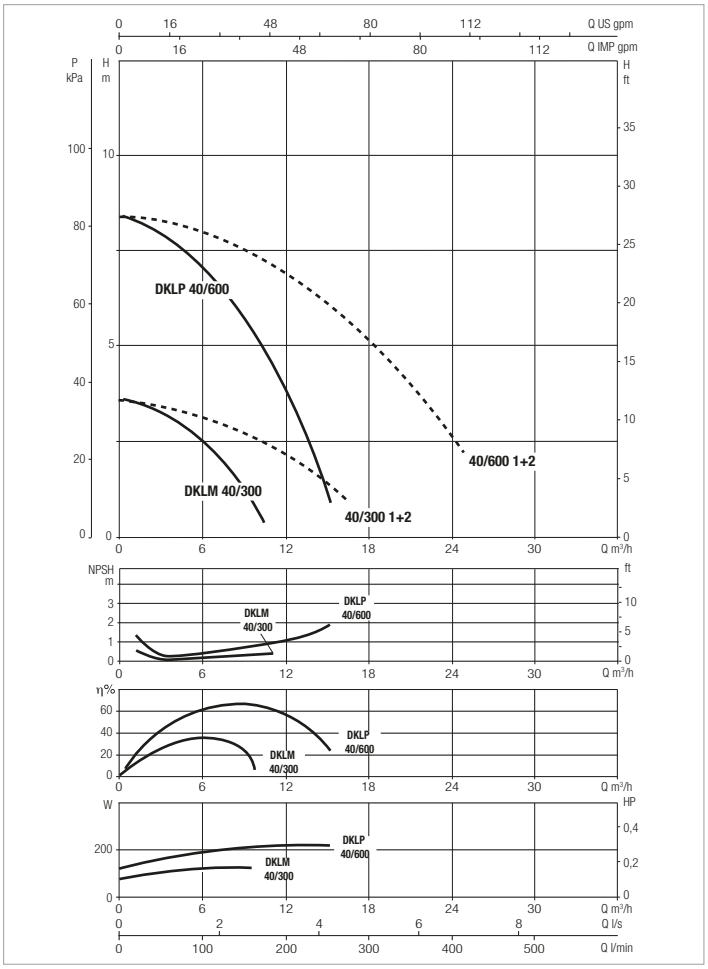

The performance curves are based on kinematic viscosity values = 1 mm²/s and density equal to 1000 kg/m³. Curve tolerance according to ISO 9906.

For the MEI index refer to the hydraulic data of the individual pump.

MODEL	CENTRE DISTANCE	PUMP CONNECTIONS	ELECTRICAL DATA									
			POWER INPUT 50 Hz	POLES	MOTOR TYPE	n r.p.m.	P1 MAX kW	P2 NOMINAL		In A	CAPACITOR	
								kW	HP		µF	Vc
DKLM 40-300 M	250	DN 40	1 x 220 - 240 V ~	4	-	1420	0,19	0,1	0,14	1,12	8	450
DKLM 40-300 T	250	DN 40	3 x 230 - 400 V ~	4	-	1466	0,14	0,1	0,14	1,04-0,6	-	-
DKLP 40-600 M	250	DN 40	1 x 220 - 240 V ~	2	-	2937	0,58	0,3	0,41	3,29	20	450
DKLP 40-600 T	250	DN 40	3 x 230 - 400 V ~	2	-	2898	0,39	0,3	0,41	2,13-1,23	-	-

MODEL	A	B	B1	B2	C	DNA	DNM	D	D1	D2	D3	D4	H	H1	I	L	L1	L2	M	PACKING DIMENSIONS			VOLUME (m³)	WEIGHT Kg
																				L/A	L/B	H		
DKLM 40-300 M-T	110	437	217	220	100	40	40	80	100	110	150	4 HOLES 18x23	396	66	200	250	125	125	4 HOLES 10	530	280	470	0,07	38,2
DKLP 40-600 M-T	110	437	217	220	100	40	40	80	100	110	150		396	66	200	250	125	125		530	280	470	0,07	41,8

DKLM / DKLP40 - IN-LINE PUMPS

Pumped liquid temperature range: from -15 °C to +120 °C - Maximum ambient temperature: +40 °C

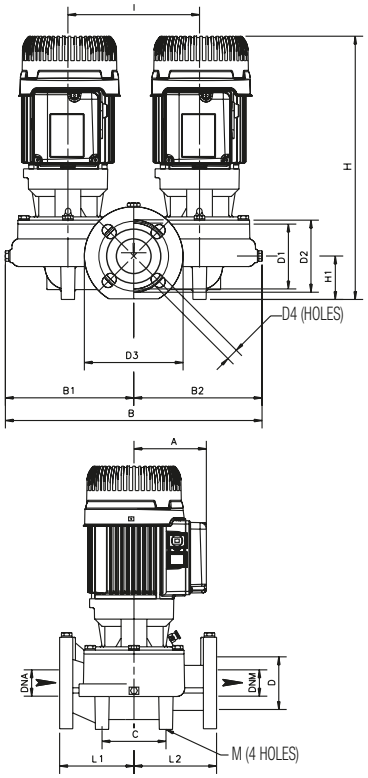

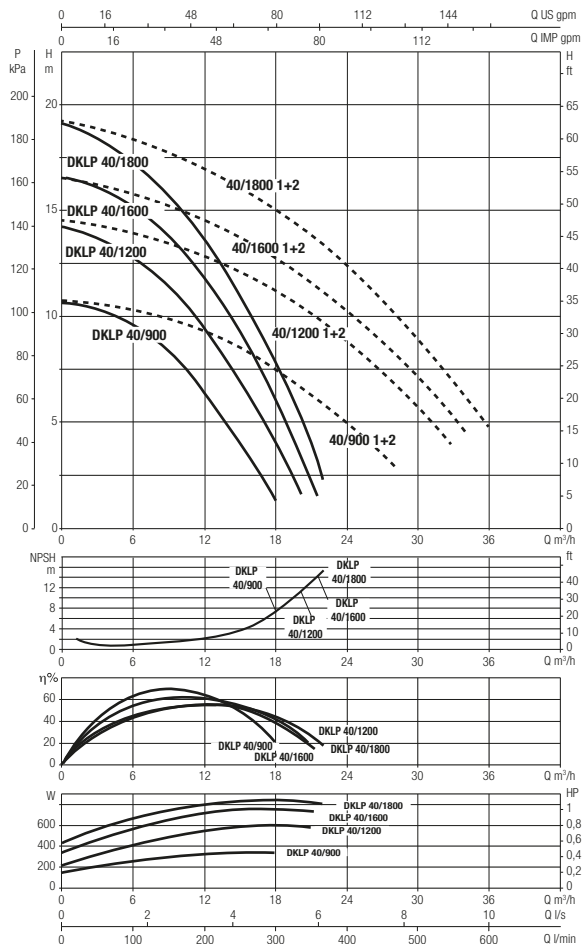

The performance curves are based on kinematic viscosity values = 1 mm²/s and density equal to 1000 kg/m³. Curve tolerance according to ISO 9906.

For the MEI index refer to the hydraulic data of the individual pump.

MODEL	CENTRE DISTANCE	PUMP CONNECTIONS	ELECTRICAL DATA									
			POWER INPUT 50 Hz	POLES	MOTOR TYPE	n r.p.m.	P1 MAX kW	P2 NOMINAL		In A	CAPACITOR	
								kW	HP		µF	Vc
DKLP 40-900 M	250	DN 40	1 x 220 - 240 V ~	2	-	2913	0,54	0,41	0,56	3,75	20	450
DKLP 40-900 T	250	DN 40	3 x 230 - 400 V ~	2	-	2851	0,45	0,41	0,56	2,37-1,37	-	-
DKLP 40-1200 M	250	DN 40	1 x 220 - 240 V ~	2	-	2873	0,7	0,54	0,73	4,4	20	450
DKLP 40-1200 T	250	DN 40	3 x 230 - 400 V ~	2	-	2776	0,87	0,54	0,73	2,70-1,56	-	-
DKLP 40-1600 M	250	DN 40	1 x 220 - 240 V ~	2	-	2812	1,18	0,75	1,01	4,71	20	450
DKLP 40-1600 T	250	DN 40	3 x 230 - 400 V ~	2	IE3	2840	1,04	0,75	1,01	3,44-1,91	-	-
DKLP 40-1800 M	250	DN 40	1 x 220 - 240 V ~	2	-	2812	1,15	0,85	1,16	5,44	20	450
DKLP 40-1800 T	250	DN 40	3 x 230 - 400 V ~	2	IE3	2841	1,03	0,85	1,15	3,29-1,88	-	-

MODEL	A	B	B1	B2	C	DNA	DNM	D	D1	D2	D3	D4	H	H1	I	L	L1	L2	M	PACKING DIMENSIONS			VOLUME (m^3)	WEIGHT Kg
																				L/A	L/B	H		
DKLP 40-900 M-T	110	437	217	220	100	40	40	80	100	110	150	4 HOLES 18x23	396	66	200	250	125	125	4 HOLES 10	530	280	470	0,07	41,8
DKLP 40-1200 M-T	110	437	217	220	100	40	40	80	100	110	150		396	66	200	250	125	125		530	280	470	0,07	41,8
DKLP 40-1600 M-T	110	437	217	220	100	40	40	80	100	110	150		396	66	200	250	125	125		530	280	470	0,07	45,8
DKLP 40-1800 M-T	110	437	217	220	100	40	40	80	100	110	150		396	66	200	250	125	125		530	280	470	0,07	45,8

DKLM / DKLP 50 - IN-LINE PUMPS

Pumped liquid temperature range: from -15 °C to +120 °C - Maximum ambient temperature: +40 °C

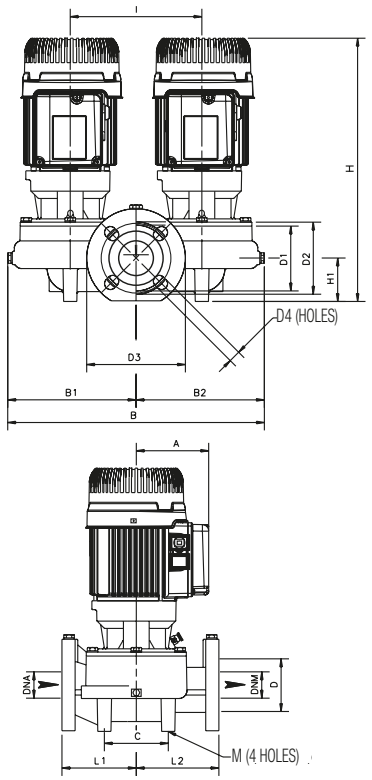

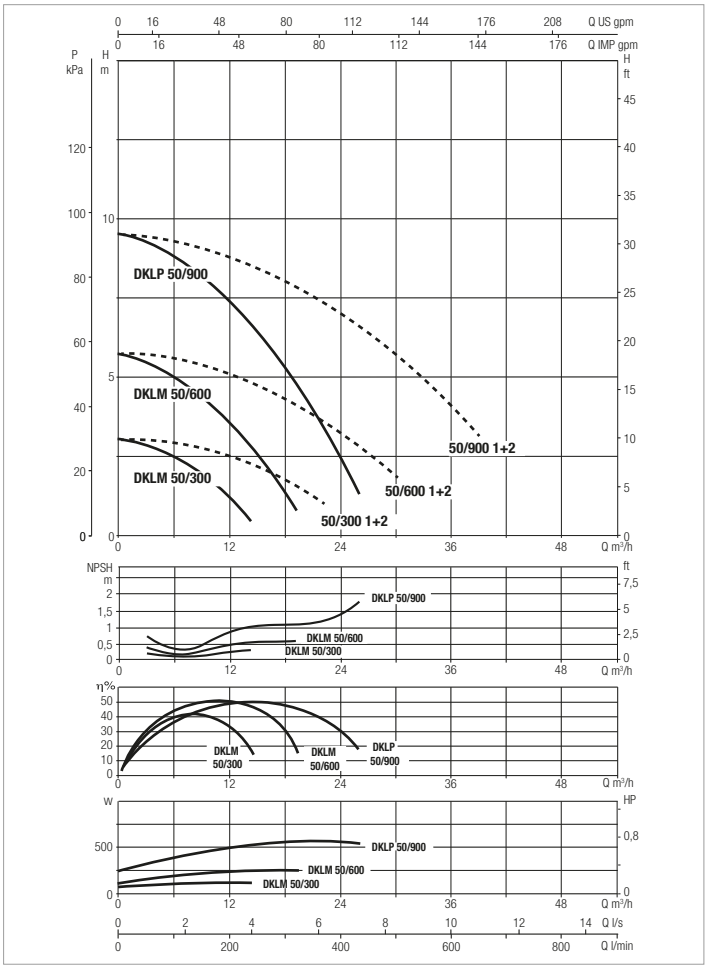

The performance curves are based on kinematic viscosity values = 1 mm²/s and density equal to 1000 kg/m³. Curve tolerance according to ISO 9906.

For the MEI index refer to the hydraulic data of the individual pump.

MODEL	CENTRE DISTANCE	PUMP CONNECTIONS	ELECTRICAL DATA									
			POWER INPUT 50 Hz	POLES	MOTOR TYPE	n r.p.m.	P1 MAX kW	P2 NOMINAL		In A	CAPACITOR	
								kW	HP		µF	Vc
DKLM 50-300 M	280	DN 50	1 x 220 - 240 V ~	4	-	1410	0,21	0,11	0,15	1,1	8	450
DKLM 50-300 T	280	DN 50	3 x 230 - 400 V ~	4	-	1463	0,16	0,11	0,15	1,02-0,59	-	-
DKLM 50-600 M	280	DN 50	1 x 220 - 240 V ~	4	-	1275	0,3	0,22	0,3	1,55	8	450
DKLM 50-600 T	280	DN 50	3 x 230 - 400 V ~	4	-	1399	0,32	0,22	0,3	1,28-0,74	-	-
DKLP 50-900 M	280	DN 50	1 x 220 - 240 V ~	2	-	2898	0,7	0,51	0,69	4,02	20	450
DKLP 50-900 T	280	DN 50	3 x 230 - 400 V ~	2	IE3	2897	0,63	0,51	0,69	3,39-1,96	-	-

MODEL	A	B	B1	B2	C	DNA	DNM	D	D1	D2	D3	D4	H	H1	I	L	L1	L2	M	PACKING DIMENSIONS			VOLUME (m³)	WEIGHT Kg
																				L/A	L/B	H		
DKLM 50-300 M-T	110	434	217	217	120	50	50	90	110	125	165	4 HOLES 18x25,5	410	73	240	280	140	170	4 HOLES 14	540	420	610	0,138	51
DKLM 50-600 M-T	110	434	217	217	120	50	50	90	110	125	165		414	73	240	280	140	170		540	420	610	0,138	52
DKLP 50-900 M-T	110	434	217	217	120	50	50	90	110	125	165		414	73	240	280	140	170		540	420	610	0,138	54

DKLM / DKLP 50 - IN-LINE PUMPS

Pumped liquid temperature range: from -15 °C to +120 °C - Maximum ambient temperature: +40 °C

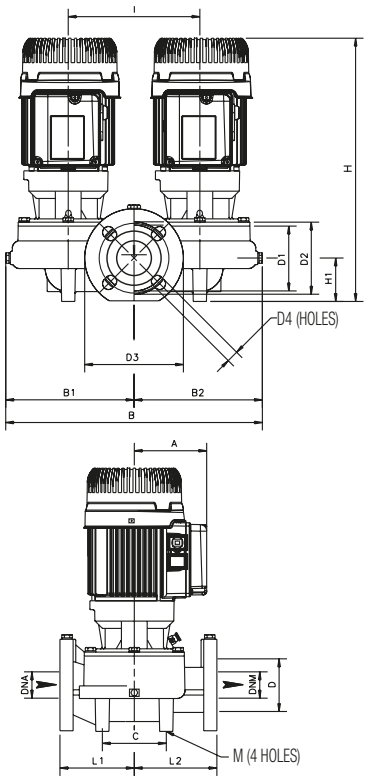

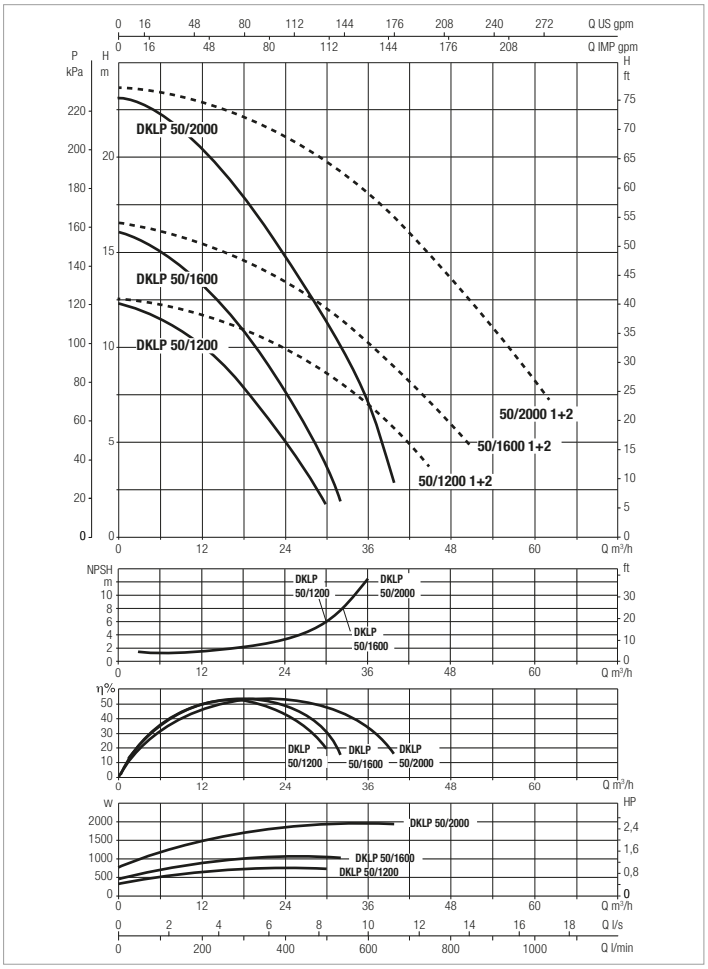

The performance curves are based on kinematic viscosity values = 1 mm²/s and density equal to 1000 kg/m³. Curve tolerance according to ISO 9906.

For the MEI index refer to the hydraulic data of the individual pump.

MODEL	CENTRE DISTANCE	PUMP CONNECTIONS	ELECTRICAL DATA									
			POWER INPUT 50 Hz	POLES	MOTOR TYPE	n r.p.m.	P1 MAX kW	P2 NOMINAL		In A	CAPACITOR	
								kW	HP		µF	Vc
DKLP 50-1200 M	280	DN 50	1 x 220 - 240 V ~	2	-	2840	0,9	0,72	0,98	4,93	20	450
DKLP 50-1200 T	280	DN 50	3 x 230 - 400 V ~	2	IE3	2842	0,87	0,72	0,97	3,72-2,15	-	-
DKLP 50-1600 M	280	DN 50	1 x 220 - 240 V ~	2	-	2844	1,6	1,01	1,37	7,15	40	450
DKLP 50-1600 T	280	DN 50	3 x 230 - 400 V ~	2	IE3	2746	1,35	1,01	1,38	4,05-2,32	-	-
DKLP 50-2000 M	280	DN 50	1 x 220 - 240 V ~	2	-	2754	2,43	1,83	2,49	11,06	40	450
DKLP 50-2000 T	280	DN 50	3 x 230 - 400 V ~	2	IE3	2832	2,3	1,83	2,49	6,77-3,9	-	-

MODEL	A	B	B1	B2	C	DNA	DNM	D	D1	D2	D3	D4	H	H1	I	L	L1	L2	M	PACKING DIMENSIONS			VOLUME (m³)	WEIGHT Kg
																				L/A	L/B	H		
DKLP 50-1200 M-T	110	434	217	217	120	50	50	90	110	125	165	4 HOLES 18x25,5	414	73	240	280	140	170	4 HOLES 14	540	420	610	0,138	54,2
DKLP 50-1600 M-T	110	434	217	217	120	50	50	90	110	125	165		414	73	240	280	140	170		540	420	610	0,138	54,5
DKLP 50-2000 M-T	110	434	217	217	120	50	50	90	110	125	165		423	73	240	280	140	170		540	420	610	0,138	58,5

DKLM / DKLP 65 - IN-LINE PUMPS

Pumped liquid temperature range: from -15 °C to +120 °C - Maximum ambient temperature: +40 °C

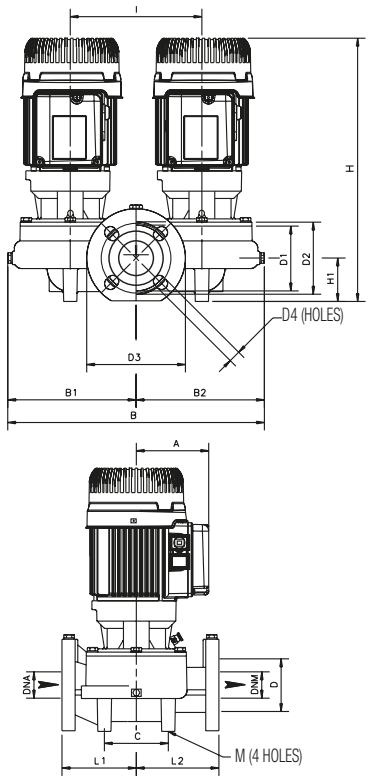

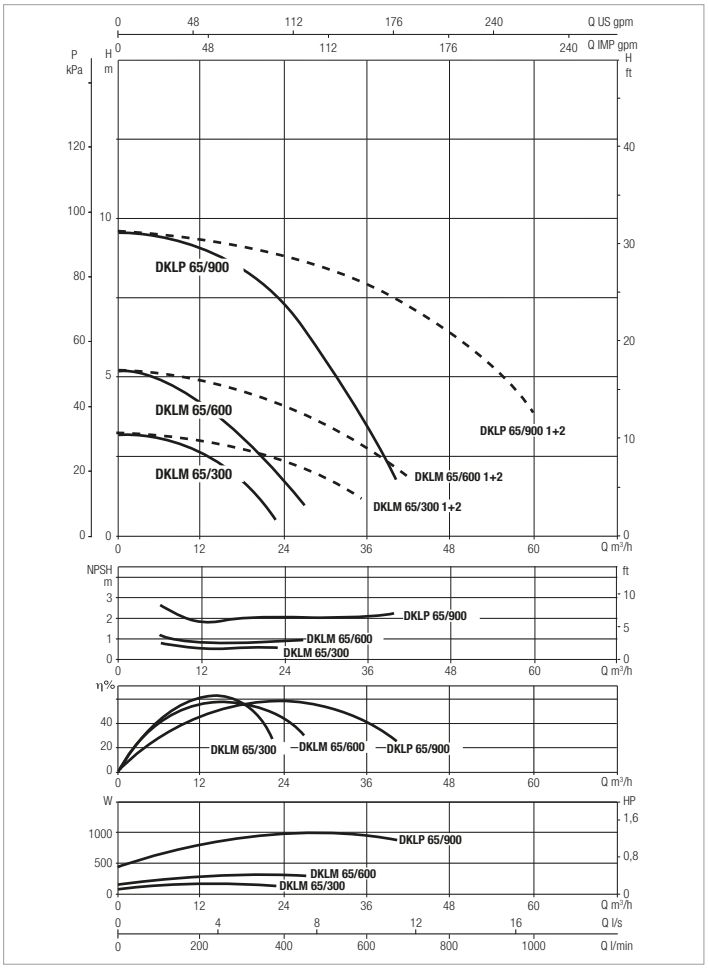

The performance curves are based on kinematic viscosity values = 1 mm²/s and density equal to 1000 kg/m³. Curve tolerance according to ISO 9906.

For the MEI index refer to the hydraulic data of the individual pump.

MODEL	CENTRE DISTANCE	PUMP CONNECTIONS	ELECTRICAL DATA							
			POWER INPUT 50 Hz	POLES	MOTOR TYPE	n r.p.m.	P1 MAX kW	P2 NOMINAL		In A
								kW	HP	
DKLM 65-300 T	340	DN 65	3 x 230 - 400 V ~	4	-	1445	0,2	0,15	0,2	1,07-0,62
DKLM 65-600 T	340	DN 65	3 x 230 - 400 V ~	4	-	1391	0,36	0,24	0,33	1,30-0,75
DKLP 65-900 T	340	DN 65	3 x 230 - 400 V ~	2	IE3	2937	0,9	0,8	1,09	5,05-2,92

MODEL	A	B	B1	B2	C	DNA	DNM	D	D1	D2	D3	D4	H	H1	I	L	L1	L2	M	PACKING DIMENSIONS			VOLUME (m^3)	WEIGHT Kg
																				L/A	L/B	H		
DKLM 65-300 T	110	455	226	229	100	65	65	110	130	145	185	4 HOLES 18x25,5	433	82	240	340	170	170	4 HOLES 14	540	520	610	0,138	55
DKLM 65-600 T	110	455	226	229	100	65	65	110	130	145	185		433	82	240	340	170	170		540	520	610	0,138	62
DKLP 65-900 T	114	455	226	229	100	65	65	110	130	145	185		443	82	240	340	170	170		540	520	610	0,138	66

DKLM / DKLP 65 - IN-LINE PUMPS

Pumped liquid temperature range: from -15 °C to +120 °C - Maximum ambient temperature: +40 °C

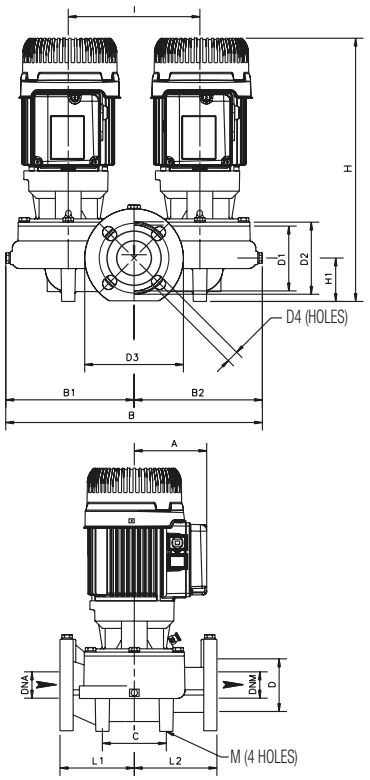

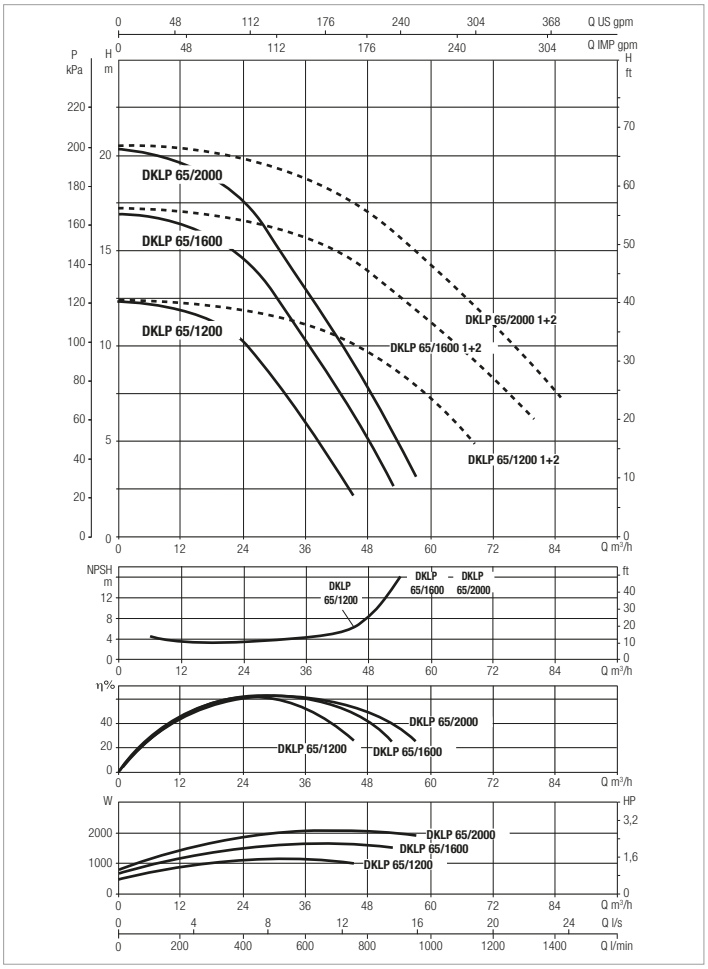

The performance curves are based on kinematic viscosity values = 1 mm²/s and density equal to 1000 kg/m³. Curve tolerance according to ISO 9906.

For the MEI index refer to the hydraulic data of the individual pump.

MODEL	CENTRE DISTANCE	PUMP CONNECTIONS	ELECTRICAL DATA							
			POWER INPUT 50 Hz	POLES	MOTOR TYPE	n r.p.m.	P1 MAX kW	P2 NOMINAL		In A
								kW	HP	
DKLP 65-1200 T	340	DN 65	3 x 230 - 400 V ~	2	IE3	2910	1,2	1,12	1,52	5,64-3,26
DKLP 65-1600 T	340	DN 65	3 x 230 - 400 V ~	2	IE3	2863	1,97	1,65	2,25	6,49-3,75
DKLP 65-2000 T	340	DN 65	3 x 230 - 400 V ~	2	IE3	2828	2,57	2	2,72	7,7-4,5

MODEL	A	B	B1	B2	C	DNA	DNM	D	D1	D2	D3	D4	H	H1	I	L	L1	L2	M	PACKING DIMENSIONS			VOLUME (m^3)	WEIGHT Kg
																				L/A	L/B	H		
DKLP 65-1200 T	114	455	226	229	100	65	65	110	130	145	185	4 HOLES 18x23	443	82	240	340	170	170	4 HOLES 14	540	520	610	0,138	66,2
DKLP 65-1600 T	114	455	226	229	100	65	65	110	130	145	185		443	82	240	340	170	170		540	520	610	0,138	66,5
DKLP 65-2000 T	118	455	226	229	100	65	65	110	130	145	185		517	82	240	340	170	170		540	420	800	0,189	72,5

DAB PUMPS reserves the right to make modifications without notice.

DKLM / DKLP 80 - IN-LINE PUMPS

Pumped liquid temperature range: from -15 °C to +120 °C - Maximum ambient temperature: +40 °C

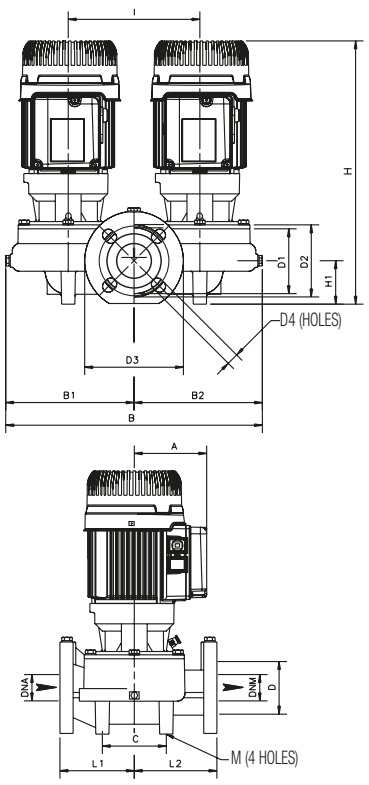

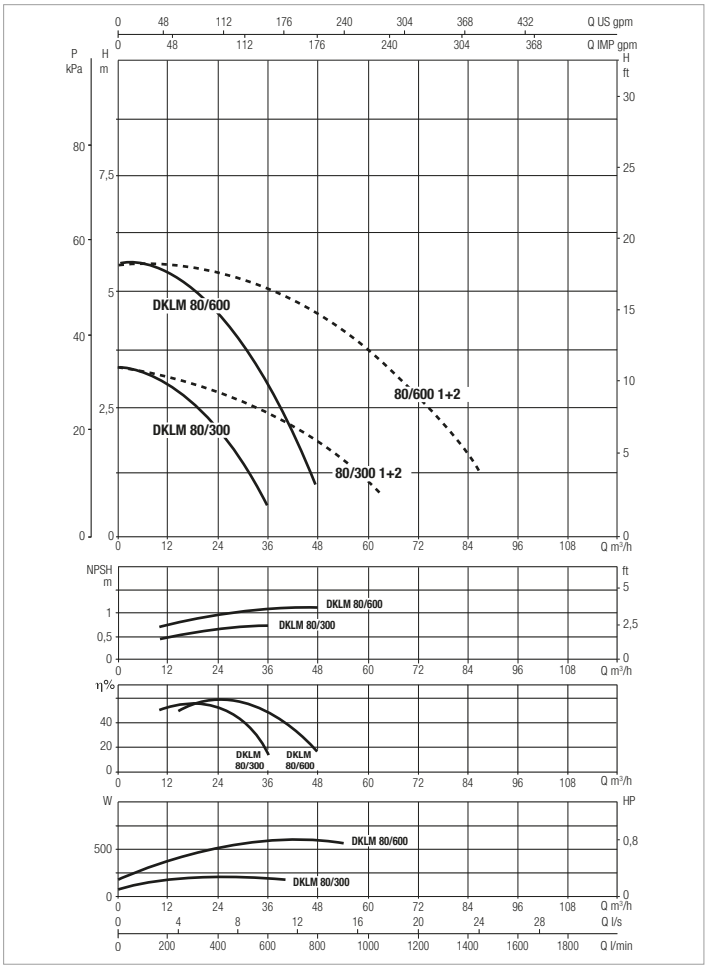

The performance curves are based on kinematic viscosity values = 1 mm²/s and density equal to 1000 kg/m³. Curve tolerance according to ISO 9906.

For the MEI index refer to the hydraulic data of the individual pump.

MODEL	CENTRE DISTANCE	PUMP CONNECTIONS	ELECTRICAL DATA							
			POWER INPUT 50 Hz	POLES	MOTOR TYPE	n r.p.m.	P1 MAX kW	P2 NOMINAL		In A
								kW	HP	
DKLM 80-300 T	360	DN 80	3 x 230 - 400 V ~	4	-	1460	0,36	0,25	0,33	1,2-0,7
DKLM 80-600 T	360	DN 80	3 x 230 - 400 V ~	4	IE3	1400	0,75	0,75	1	2,8-1,6

MODEL	A	B	B1	B2	C	DNA	DNM	D	D1	D2	D3	D4	H	H1	I	L	L1	L2	M	PACKING DIMENSIONS			VOLUME (m^3)	WEIGHT Kg
																				L/A	L/B	H		
DKLM 80-300 T	110	463	230	233	115	80	80	128	150	160	200	4 HOLES 18x23	453	97	240	360	190	170	4 HOLES 14	540	420	610	0,138	62
DKLM 80-600 T	110	463	230	233	115	80	80	128	150	160	200		453	97	240	360	190	170		540	420	610	0,138	70

DKLM / DKLP 80 - IN-LINE PUMPS

Pumped liquid temperature range: from -15 °C to +120 °C - Maximum ambient temperature: +40 °C

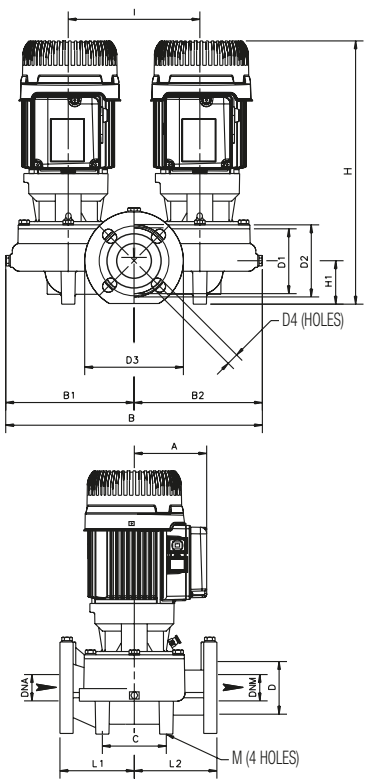

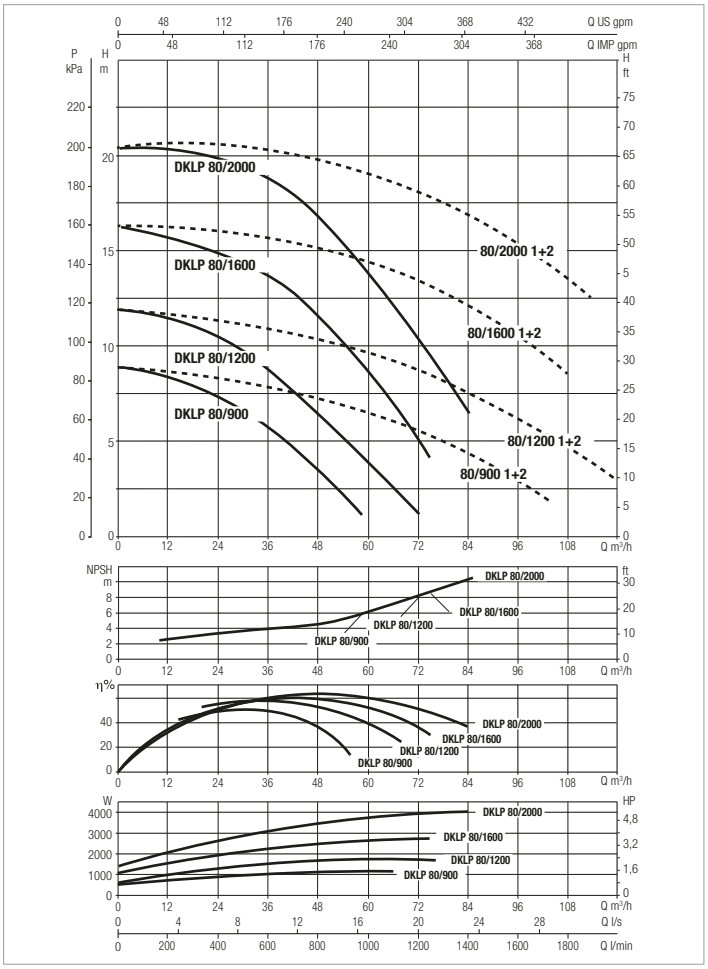

The performance curves are based on kinematic viscosity values = 1 mm²/s and density equal to 1000 kg/m³. Curve tolerance according to ISO 9906.

For the MEI index refer to the hydraulic data of the individual pump.

MODEL	CENTRE DISTANCE	PUMP CONNECTIONS	ELECTRICAL DATA							
			POWER INPUT 50 Hz	POLES	MOTOR TYPE	n r.p.m.	P1 MAX kW	P2 NOMINAL		In A
								kW	HP	
DKLP 80-900 T	360	DN 80	3 x 230 - 400 V ~	2	IE3	2920	1,5	1,84	2,5	5,2-3
DKLP 80-1200 T	360	DN 80	3 x 230 - 400 V ~	2	IE3	2840	2,1	1,84	2,5	6,6-3,8
DKLP 80-1600 T	360	DN 80	3 x 230 - 400 V ~	2	IE3	2796	3,3	2,55	3,5	10,28- 5,94
DKLP 80-2000 T	360	DN 80	3 x 230 - 400 V ~	2	IE3	2868	4,7	3,67	5	14,9-8,42

MODEL	A	B	B1	B2	C	DNA	DNM	D	D1	D2	D3	D4	H	H1	I	L	L1	L2	M	PACKING DIMENSIONS			VOLUME (m³)	WEIGHT Kg
																				L/A	L/B	H		
DKLP 80-900 T	118	463	230	233	115	80	80	128	150	160	200	4 HOLES 18x23	537	97	240	360	190	170	4 HOLES 14	540	420	800	0,189	78
DKLP 80-1200 T	118	463	230	233	115	80	80	128	150	160	200		537	97	240	360	190	170		540	420	800	0,189	78
DKLP 80-1600 T	118	463	230	233	115	80	80	128	150	160	200		537	97	240	360	190	170		540	420	800	0,189	81,2
DKLP 80-2000 T	135	463	230	233	115	80	80	128	150	160	200		526	97	240	360	190	170		540	420	800	0,189	93,2

NOTES

NOTES

NOTES

DAB
WATER•TECHNOLOGY

DNA PUMPS SELECTOR

On-line selection tool